

27 May 2021

New Test of Competence: overview of support materials

NMC Nursing &
Midwifery
Council



Housekeeping

- Everyone, except the presenters, are automatically muted
- The “raise your hand” feature will not be used today
- Use the “?” feature or speech bubble to submit any questions or comments at any time
- Audio-only participants can email questions and comments to ToC@nmc-uk.org
- We may not be able to address individual points but everything is being noted for consideration
- You can download the slides using the resource function
- The session will be recorded

Today's agenda

10:00 am	Welcome, housekeeping and introduction to the team Jack Bland, Head of Testing Services, NMC
10:05 am	Overview of the new TOC design and what materials are available Dave Mellor, Director, AlphaPlus
10:25 am	Examples of practice assessment content Romy Short, Assessment Lead, AlphaPlus
10:40 am	Train the Trainer Barry Ricketts, Deputy Provision Lead - Competence Test Centre, Oxford Brookes University
10:45 am	Q&A session Jack Bland, Head of Testing Services, NMC Sonja Froehling, Contract and Quality Manager, NMC Dave Mellor, Director, AlphaPlus Romy Short, Assessment Lead, AlphaPlus Penny Howard, Assistant Professor and Chief Examiner, University of Nottingham Barry Ricketts, Deputy Provision Lead - Competence Test Centre, Oxford Brookes University
11:00 am	Next steps and closing Jack Bland, Head of Testing Services, NMC

NMC Test of Competence Support Materials

AlphaPlus Consultancy Ltd.

27 May 2021




Partnership

We work in partnership with our clients. This is more than a cliché for us: we care about the services we provide and the impact they have on learners. Experience has shown us that the best impact our work can have is when it is undertaken alongside our clients so we make partnership a key feature of our project approach and management method.



Quality

We manage projects effectively and to the highest quality, freeing up experts to concentrate on their specialism, but ensuring that activities are managed to meet expectations. This means only making promises that we know we can keep, and remembering the promises we have made to make sure we deliver.



Expertise

We ensure our teams consist of genuine sector experts with understanding in breadth and depth of both the theory and the practical complex everyday challenges faced by education providers.



Development

We are committed to the improvement of our staff, both to promote the long-term development of our business and as an end in itself: we believe in the value of education for all.



Educationalists

We are educationalists with a strong commitment to improving teaching, learning and assessment, based on intellectual integrity, sound evidence and innovative approaches.



NMC test of competence support materials

- Overview of design – what's new
- How the test specification and blueprint work together
- What support materials are available
- Where to find the materials
- Examples of practice assessment content

Overview of design – what's new

Format of the new test of competence: Nursing

	Current	Future		
Test		Format	Marks	Timing
CBT	Single test of 120 questions lasting 3 hours	Part A: Numeracy	15	30 minutes
		Part B: Clinical	100	2 hours and 30 minutes
OSCE	6 stations 4 station 'APIE' <ul style="list-style-type: none"> • Assessment • Planning • Implementation • Evaluation 2 skill stations	10 stations 4 station 'APIE' <ul style="list-style-type: none"> • Assessment • Planning • Implementation • Evaluation 6 skill stations <ul style="list-style-type: none"> • 2 pairs of 2 skills • 1 professional values • 1 evidence-based practice 	Variable by station according to task-specific criteria	Up to 2 hours and 45 minutes APIE stations: <ul style="list-style-type: none"> • Assessment station: 20 minutes • Planning station: 14 minutes • Implementation station: 15 minutes • Evaluation station: 8 minutes Skills stations, critical appraisal and professional values stations: <ul style="list-style-type: none"> • Up to 20 minutes for each pairing



Format of the new test of competence: Midwifery

Component	Design	Marks	Timing
CBT (Computer Based Test)	Part A: Numeracy	15	30 minutes
	Part B: Clinical	100	2 hours and 30 minutes
OSCE (Objective Structured Clinical Exam)	10 stations: 4 station 'APIE' consisting of: <ul style="list-style-type: none">• Assessment• Planning• Implementation• Evaluation 4 skills stations consisting of: 2 pairs of 2 skills (1 linked skill will always include the systematic examination of the newborn and the postnatal check) Emergency skill 1 professional values 1 evidence-based practice	Variable by station according to task-specific criteria	Up to 2 hours and 45 minutes APIE stations: <ul style="list-style-type: none">• Assessment station: 20 minutes• Planning station: 16 minutes• Implementation station: 15 minutes• Evaluation station: 16 minutes Skills stations: <ul style="list-style-type: none">• 16-30 minutes for each pairing Professional values and evidence-based practice stations: <ul style="list-style-type: none">• 8 minutes each

Test specification and blueprint

What is the specification?

The test specification is the key document which defines the purposes of the Test of Competence, how the Test is designed, what it will assess and how, and how results will be produced and presented.

What is the blueprint?

The blueprint shows how the standards of proficiency and associated skills and procedures for nurses, midwives and nursing associates may be tested in either the CBT, OSCE or both parts. Applicants can use the blueprint to prepare for each part of the test.

The ToC specifications and blueprints for all fields can be found here on the NMC website:

www.nmc.org.uk/registration/joining-the-register/toc/toc-review/resources/

Support Materials

What support materials are available

	NMC website	Delivery partners Website
CBT	CBT Information booklet for nurses and midwives www.nmc.org.uk/registration/joining-the-register/toc/toc-review/resources/	Practice CBTs home.pearsonvue.com/nmc/practicetests
OSCE	OSCE Information booklet for nurses and midwives www.nmc.org.uk/registration/joining-the-register/toc/toc-review/resources/	<ul style="list-style-type: none"> • Preparing for your OSCE • Mock OSCEs • Marking criteria for live OSCE stations • Reading lists • Illustrated equipment list Oxford Brookes University University of Northampton Ulster University

How to access support materials:



Search the regi:
Confirm a nurse, midw
associate's registrati



Home > Registration > Joining the register > Resources to help you prepare

Resources to help you prepare

Test of Competence 2021

Contents

- [Overview](#)
- **Resources to help you prepare**

Candidate information booklets

These booklets give an overview of the CBT and OSCE, what candidates should expect on the day and how they can prepare.

- [Test of Competence 2021: CBT information booklet for nurses and midwives](#)
- [Test of Competence 2021: OSCE information booklet for nurses and midwives](#)

Test specifications

Test specifications show how the test is designed, what it will assess and how, and how results will be produced and presented.

- [Test of Competence 2021: Midwifery test specification](#)
- [Test of Competence 2021: Nursing test specification](#)

Test blueprints

These blueprints show how the relevant standards of proficiency and associated skills and procedures may be tested in either the CBT, OSCE or both parts.

- [Test of Competence 2021: Midwifery blueprint](#)
- [Test of Competence 2021: Adult nursing blueprint](#)
- [Test of Competence 2021: Children's nursing blueprint](#)
- [Test of Competence 2021: Learning disabilities blueprint](#)
- [Test of Competence 2021: Mental health blueprint](#)

How to access support materials:

Resources to help you prepare

Test of Competence 2021

Contents

- [Overview](#)
- **Resources to help you prepare**

Other support materials

CBT

You can find CBT practice tests on [Pearson VUE's website](#). They are accessible to all and do not need to be booked.

Taking these practice tests will help you check your understanding and readiness for the new CBT and learn more about the question format, style and level of difficulty.

OSCE

You can find a pack of OSCE support materials, including OSCE marking criteria, mock exams and resource lists, on our approved OSCE test provider websites:

- [Oxford Brookes University](#)
- [University of Northampton](#)
- [Ulster University](#)



How to access support materials: CBT

Registered nurse (adult) 2021 – numeracy practice test 3

Home > Test

COVID

Testir
about

Appoi
servic
FAQs.

NMC Nursing & Midwifery Council

Registered nurse (adult) 2021 – numeracy practice test 3

This is a practice test.

The practice test contains 15 questions.

Use it to become familiar with the various features of the CBT:

- The style of the questions
- The level of difficulty of the questions
- The format of questions and answers
- The buttons on the screen
- The timer and screen count
- The item review screen which is shown at the end of the exam

The ques platforms: The practice test will indicate which questions have been answered incorrectly on the item review screen.

The pract applied n practice t adult, chi: When entering numeric answers, only include significant digits, do not add extra zeroes after the decimal point. For example, if an answer is 1.5, do not enter 1.50 or 1.500 as these may not be shown as correct on the item review screen.

The clinic question: 5 questio: You have 30 minutes to complete the test. There is no overall score.


You can t replicate and 1 hou: Select the **Next** button to begin.

Once you There will click on ir

End Exam

Next →

How to access support materials OSCE:



How to prepare for your OSCE

The following documents will support your preparation for the OSCE. We highly recommend you take the time to read these.

+ ToC downloads: top tips, mock OSCE and marking criteria

- ToC 2021 downloads: reading list, marking criteria and mock OSCE

Please note: the OSCE support materials reflect live materials in which actors are used in the relevant stations (for example in the Assessment station in the APIE). We currently expect that actors will be used when the TOC 21 goes live in August. If this situation changes, we will notify Trusts and registered candidates directly. We will also provide the information on this web page.

- [Preparing for your OSCE \(2021\)](#)
- [Candidate Information Booklet \(2021\)](#)

- [Midwifery Reading List \(2021\)](#)
- [Midwifery Marking Criteria \(2021\)](#)
- [Midwifery Mock OSCE \(2021\)](#)

- [RN1 Adult Nursing Reading List \(2021\)](#)
- [RN1 Adult Nursing Marking Criteria \(2021\)](#)
- [RN1 Adult Nursing Mock OSCE \(2021\)](#)

- [RN3 Mental Health Nursing Reading List \(2021\)](#)
- [RN3 Mental Health Nursing Marking Criteria \(2021\)](#)
- [RN3 Mental Health Nursing Mock OSCE \(2021\)](#)

- [RN5 Learning Disability Nursing Reading List \(2021\)](#)
- [RN5 Learning Disability Nursing Marking Criteria \(2021\)](#)
- [RN5 Learning Disability Mock OSCE \(2021\)](#)

- [RN8 Children's Nursing Reading List \(2021\)](#)
- [RN8 Children's Nursing Marking Criteria \(2021\)](#)
- [RN8 Children's Nursing Mock OSCE \(2021\)](#)

Home / [NMC Test of Competence](#) / [Support](#)

NMC TEST OF COMPETENCE

- [About](#)
- [Booking and cost](#)
- [Locations and contacts](#)
- [Support](#)
- [Trusts and Agencies](#)
- [Frequently asked questions](#)

Candidate information booklets

CBT information booklet:

- Contains overview information about the ToC
- How to apply
- Specific information on sitting the CBT at Pearson Vue test centres
- What to expect on the day of the CBT
- Structure of the CBT
- Information about results, the passing standard, re-sits, exceptional circumstances and reasonable adjustments.



OSCE information booklet:

- Contains overview information about nursing/midwifery practice in the UK
- Specific information on taking the OSCEs at test centres
- What to expect on the day of the OSCE
- Information about results, appeals, complaints, mitigating circumstances and reasonable adjustments
- Annexes containing sample forms for candidates.



Test of Competence
2021

OSCE information
booklet

Preparing for your OSCE booklet:

- Contains overview information about the ToC and nursing/midwifery practice in the UK
- Specific information on how to prepare for the OSCEs
- What to expect in the test centre
- Guide to the stations (APIE, clinical skills and written stations)
- Guidance about common mistakes
- Information about marking, moderation, results and feedback
- General tips and advice.



Mock OSCEs and associated resources



OSCE overview: stations for each field

Nursing:

A	P	I	E	Skill 1	Skill 2	Skill 3	Skill 4	Professional values	Evidence-based practice
----------	----------	----------	----------	----------------	----------------	----------------	----------------	----------------------------	--------------------------------

Midwifery:

A	P	I	E	Skill 1 clinical emergency	Skill 2 clinical emergency	Skill 3 Systematic exam of newborn	Skill 4 clinical skill	Professional values	Evidence-based practice
----------	----------	----------	----------	--------------------------------------	--------------------------------------	--	----------------------------------	----------------------------	--------------------------------

Mock OSCE documentation

Mock OSCE



Adult nursing

In your objective structured clinical examination (OSCE), you will be assessed on 10 stations in total:

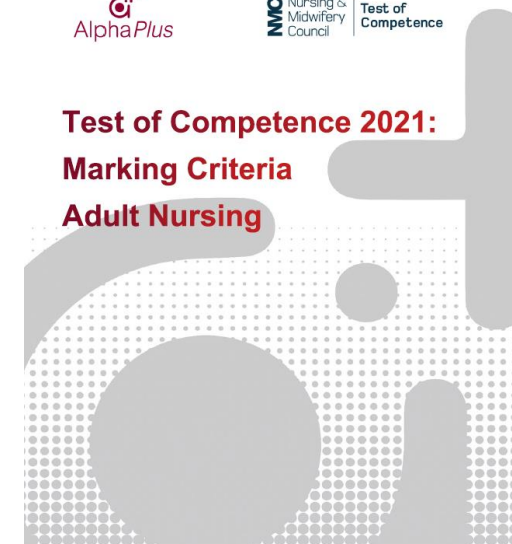
- Four of the stations are linked together around a scenario: this is called the APIE, with one station for each of Assessment, Planning, Implementation and Evaluation, delivered in that sequence and with no stations in between.
- Four stations will take the form of two sets of two linked stations, testing practical clinical skills. Each pairing of skills stations will last for approximately 16 minutes in total (including reading time), with no break between each paired skill.
- There are also two *silent* stations. In each OSCE, one station will specifically assess professional issues associated with professional accountability and related skills around communication (called the professional values and behaviours, or PV, station). One station will also specifically assess critical appraisal of research and evidence and associated decision-making (called the evidence-based practice station, or EBP).

We have developed this mock OSCE to provide an outline of the performance we expect and the criteria that the test of competence will assess. This mock OSCE contains an APIE, one pair of linked clinical skills, one PV and one EBP station.

Marking criteria for live OSCEs

Table of contents

Important information	3
OSCE assessment.....	4
Assessment process.....	4
APIE stations.....	5
Assessment marking criteria: all APIEs.....	6
Planning marking criteria: all APIEs.....	8
Implementation marking criteria: all APIEs.....	9
Evaluation marking criteria: all APIEs.....	10
Clinical skills stations.....	11
Administration of Inhaled Medication (AIM) marking criteria.....	12
Aseptic non-touch technique (ANTT) and wound assessment marking criteria.....	14
Blood glucose monitoring marking criteria.....	17
Catheter specimen of urine (CSU) marking criteria.....	18
Fine-bore nasogastric tube insertion marking criteria.....	20
Fluid balance (FB) marking criteria.....	22
In-hospital resuscitation (IHR) marking criteria.....	23
Intramuscular injection (IM) marking criteria.....	25
Intravenous (IV) flush and visual infusion phlebitis (VIP) assessment marking criteria.....	27
Mid-stream specimen of urine (MSU) and urinalysis marking criteria.....	29
Pain assessment marking criteria.....	31
Peak expiratory flow rate (PEFR) marking criteria.....	32
Pressure area assessment marking criteria.....	33
Removal of urinary catheter (RUC) marking criteria.....	34
Subcutaneous injection marking criteria.....	35
Professional values stations.....	37
Confidentiality marking criteria.....	38
Drug error marking criteria.....	39
Possible abuse marking criteria.....	40
Professional confrontation marking criteria.....	41
Social media marking criteria.....	42
Evidence-based practice stations.....	43
Diabetes marking criteria.....	44
Female myocardial infarction (MI) marking criteria.....	45
Pressure ulcer prevention marking criteria.....	46
Smoking cessation marking criteria.....	47
Use of honey dressing for venous leg ulcers marking criteria.....	48



Reading list for OSCEs

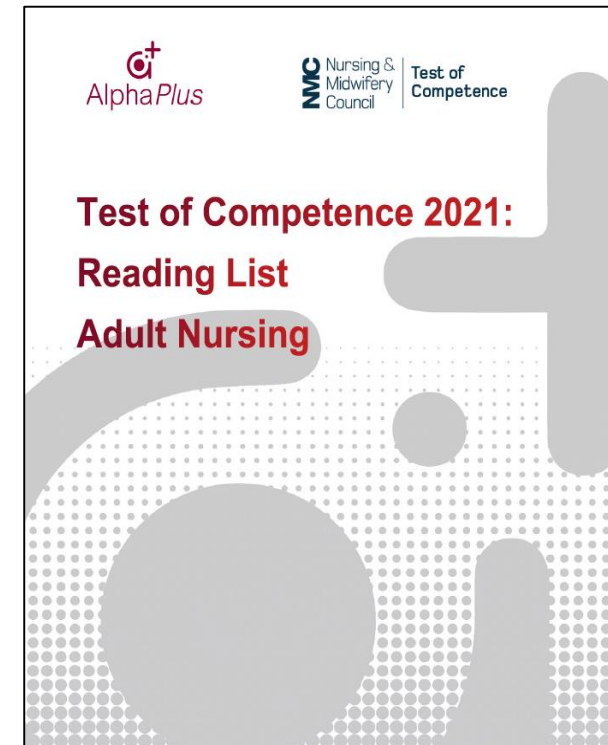
Contents

Core Adult Nursing Reading List	3
Recommended Websites	4
Reading for Adult Nursing OSCEs	5
Supplementary Adult Nursing Reading List	10

Core Adult Nursing Reading List

The following titles are essential reading for anyone entering the NMC Test of Competence.


- Dougherty, L., Hofland, J. and Grafton, H. (2020). *The Royal Marsden Manual of Clinical Nursing Procedures (Online Edition)*. 10th edition. Hoboken, NJ: Wiley Blackwell.
(This is accessible through test centre learning platforms on receipt of payment for OSCE – please check edition details with your test centre.)
- Nursing and Midwifery Council. (2020). *Standards of proficiency for registered nurses*.
<https://www.nmc.org.uk/standards/standards-for-nurses/standards-of-proficiency-for-registered-nurses/>
- Nursing and Midwifery Council. (2018). *The Code: Professional standards of practice and behaviour for nurses, midwives and nursing associates*.
<https://www.nmc.org.uk/standards/code/>



Equipment list for OSCEs

Appendix 2.0 Range of Equipment Used

Below is a list of equipment likely to be used throughout the OSCEs. Care has been taken to ensure this list is accurate, however due to availability, sometimes different brands and variants are stocked. Please take some time to read about the equipment and their functions.

PPE & Hygiene	
Non Sterile Gloves, Latex Free (XS, S, M, L, XL)	
Hand Sanitizer	
Aprons	

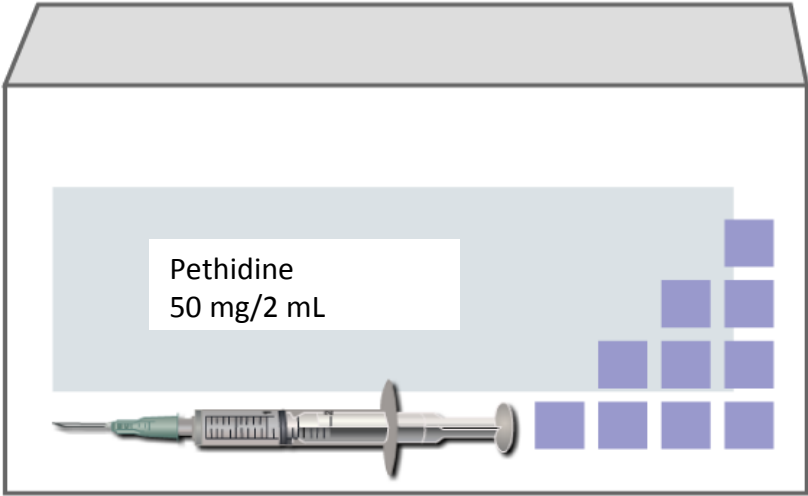
Examples of practice assessment content

Example Part A: midwifery numeracy question – injections

You have a prescription for 250 mg of pethidine.

What volume should be drawn up for the injection?

Answer = _____ **10 mL** _____



Example Part B: clinical question – generic

You are caring for a patient who has a stoma formation and they are ready for discharge. What advice do you give the patient?

Choose the correct answer.

- A Keep the area moist when changing the bag, advocating the use of oils to help the surrounding skin
- B Wait until the bag is full before changing it and clean with soapy water
- C Use perfumed soaps to aid odour control
- D Clean with water, trying to keep faecal fluid away from skin to minimise irritation

- Primary Platform Statement = 4.6
- Field = generic
- Bloom's level = Evaluate and create

Implementing Care

Scenario

Ash Potter was admitted to the surgical assessment unit after presenting with an infected abdominal wound, mild pain and constipation following an uncomplicated laparoscopic hemicolectomy to remove a small primary colorectal cancer.

- Talk to the person.
- Please verbalise what you are doing and why to the examiner.
- Read out the chart and explain what you are checking/giving/not giving and why.
- Complete all the required drug administration checks.
- Complete the documentation and use the correct codes.
- The correct codes for non-administration are on the chart.
- Check and complete the last page of the chart.



New Drugs Chart

HOSPITAL MEDICATION PRESCRIPTION AND ADMINISTRATION RECORD							
Surname: Potter				Height (m): 1.57			
Forename(s): Ash				Weight (kg): 74			
Date of birth: 01/01/1950				Body Surface Area (BSA) (m ²): 1.80			
Hospital/NHS number: 0004321				Consultant: Dr A Richards			
Ward: Surgical Assessment Unit				Time of admission: 10:00			
Date of admission: Today							
Number of Prescription Records Chart 1 <input checked="" type="checkbox"/> 2 <input type="checkbox"/> 3 <input type="checkbox"/> of 1 <input checked="" type="checkbox"/> 2 <input type="checkbox"/> 3 <input type="checkbox"/>							
All Prescribers MUST Complete the Signature Record							
NAME	GMC/NMC Number	Signature	Bleep	NAME	GMC/NMC Number	Signature	Bleep
Dr. P Wright	3214213	<i>Dr P Wright</i>	642				
ALERTS: Allergies/Sensitivities/Adverse reaction							
Medicine(s)				Effect(s)			
IF NO KNOWN ALLERGIES TICK BOX <input checked="" type="checkbox"/>							
Signature: <i>Dr P Wright</i>		Bleep Number: 642		Date: TODAY			
Allergy status MUST be completed and SIGNED by a prescriber/pharmacist/nurse BEFORE any medicines are administered.							
Medication Risk Factors							
Pregnancy <input type="checkbox"/>		Renal Impairment <input type="checkbox"/>		Impaired oral access <input type="checkbox"/>		Diabetes <input type="checkbox"/>	
Other high risk conditions <input type="checkbox"/> - specify							
Patient self-medicating <input type="checkbox"/>							
Information for prescribers:				Medicine non-administration/self-administration:			
Write in BLOCK CAPITALS using black or blue ink. Sign and date and include bleep number.				If a dose is omitted for any reason, the nurse should enter the relevant code on the administration record and sign and date the entry.			
Record detail(s) of any allergies.				1. Medicine unavailable – INFORM DOCTOR OR PHARMACIST		2. Patient off ward	
Sign and date allergies box. Tick box if no allergies know.				3. Self-administration		4. Unable to administer – INFORM DOCTOR (alternative route required?)	

MEDICATION PRESCRIPTION AND ADMINISTRATION RECORD		
Height (m): 1.57		
Weight (kg): 74		
Body Surface Area (BSA) (m ²): 1.80		
Consultant: Dr A Richards		
Time of admission: 10:00		
1. Medication must be given on time.	5. Stat dose given	6. Prescription incorrect/unclear
2. Cross the prescription	7. Patient refused	8. Nil-by-Mouth (on Doctor's instruction only)
3. Date.	9. Low pulse and/or low blood pressure	10. Other – state in nursing notes including action taken

MEDICATION PRESCRIPTION AND ADMINISTRATION RECORD						
Height (m): 1.57						
Weight (kg): 74						
Body Surface Area (BSA) (m ²): 1.80						
Consultant: Dr A Richards						
Time of admission: 10:00						
PREMEDICATION, ANTIBIOTIC PROPHYLAXIS AND PATIENT GROUP DIRECTIONS						
Check allergies/sensitivities and patient identity						
Dose	Route	Instructions	Time required	Time given	Signature given	Pharmacy check
PRESCRIBED OXYGEN						
Oxygen should be prescribed to achieve a target saturation of 94-98% in hypercapnic respiratory failure i.e. CO2 retainers.						
Retainer? Yes <input type="checkbox"/> No <input checked="" type="checkbox"/>						
Check and record flow rate (FR) and device (D) at each medicine round or other times specified.						
Start date:	Date	Time			FR/D	
Stop date:						
Pharmacy check:						
Codes for starting device and modes of delivery						
A	Humidified oxygen at 28% (add% for other flow rate)			H28		
N	Reservoir mask			RM		
M	Tracheostomy mask			TM		
V24	Venturi 35			V35		
V28	Venturi 40			V40		
V60	Patient on CPAP system			CP		
NIV	Other device (specify)					

MEDICATION PRESCRIPTION AND ADMINISTRATION RECORD						
Height (m): 1.57						
Weight (kg): 74						
Body Surface Area (BSA) (m ²): 1.80						
Consultant: Dr A Richards						
Time of admission: 10:00						
ANTIMICROBIALS						
Check allergies/sensitivities and patient identity						
Review IV after 24-48 hours – Review oral after 5-7 days						
Date and signature of nurse administering medications and code if not administered.						
Day	Route	Duration	Time	Today	Tomorrow	Pharmacy check
	PO	7 DAYS	06:00	<i>Harry Jones</i>		<i>Sign Thomas</i>
			12:00			<i>Sign Thomas</i>
ent?	Yes <input checked="" type="checkbox"/>	No	18:00			<i>Sign Thomas</i>
			00:00			<i>Sign Thomas</i>
			ght 642	Print name	Dr P Wright	
Check allergies/sensitivities and patient identity						
Date and signature of nurse administering medications and code if not administered.						
Day	Route	Duration	Time	Today	Tomorrow	Pharmacy check
ent?	Yes	No				
				Print name		
Check allergies/sensitivities and patient identity						
Date and signature of nurse administering medications and code if not administered.						
Day	Route	Duration	Time	Today	Tomorrow	Pharmacy check
ent?	Yes	No				
				Print name		

New midwifery skills station: Examination of the Newborn

Scenario

You are working on a labour ward.

You have been asked to assist with the care of Helen who gave birth to her second baby 6 hours ago. Helen and her baby are fit and well postnatally and Helen would like an early postnatal discharge home.

You have been asked to perform the Newborn Infant Physical Examination prior to Helen's discharge home.

The midwife caring for Helen informs you of Helen's clinical history as follows. Helen opted to have full antenatal screening for fetal anomaly at 16 weeks, which were reported to be low risk. At 20 weeks Helen opted to have a fetal anomaly scan, where the nuchal fold was reported to be 6mm with no further anomalies noted. Helen declined further follow up.

Helen was admitted in spontaneous labour and was in labour for 7 hours. Helen had an uncomplicated vaginal delivery of a live male infant. No resuscitation was required at birth. An examination of the infant at birth was performed and no abnormalities were detected.

- Please carry out the required actions to undertake a systematic examination of the baby.

Professional values example

Scenario

You are just about to commence the lunchtime drug round, you enter the clinical room and one of your nursing colleagues is in the room already.

You witness the nurse take a 30 milligram Codeine Phosphate tablet from the drug cupboard. She puts it into her mouth and swallows it in front of you.

You ask if she is okay and she tells you she needs the tablet for a headache.

As far as you are aware this is an isolated incident.

- Using your knowledge of NMC (2018) The Code: “Professional standards of practice and behaviour for nurses, midwives and nursing associates”, consider the professional, ethical and legal implications of this situation.
- Please summarise the actions you would take in a number of bullet points.
- This is a silent written station. Please write clearly and legibly.

Professional values mark scheme

Professional values and behaviours marking criteria – Drug misuse

Recognises that taking NHS/hospital property for personal use or gain including medication is prohibited

Recognises professional duty to report any concerns that may result in compromising the safety of patients in their care or the public and failure to report concerns may bring their own fitness to practise into question and places own registration at risk

Raises concern with manager at the earliest opportunity verbally or in writing. Recognises the need to be clear, honest and objective about the reasons for concern, reflecting duty of candour

Recognises that the manager may wish an incident report to be completed: recording the events, steps taken to deal with the matter including the date, who the concern was raised with

Takes into consideration own responsibility for the safety of the colleague: considers the effects of codeine on their ability to work and drive home

Considers that the colleague may need a medical review for their headache or may need support in dealing with a substance misuse problem

Acknowledges the need to keep to and uphold the standards and values set out in the code: prioritise people, practise effectively, preserve safety and promote professionalism and trust

Handwriting is clear and legible

Midwifery evidence-based practice example

- Read the scenario and the summary of the research below.
- Please identify the main points from the summary and answer the question below.

Scenario

You are working in the community and have an appointment with Hana who is 36 weeks pregnant with her 2nd baby. She had a ventouse delivery last time and has been reading about how to prevent perineal trauma during birth. She wants to talk to you about whether the midwife or obstetrician can manually protect her perineum at the end of the 2nd stage of labour to prevent trauma.

Article Summary

An interventional cohort study published in 2010 was used as evidence to support the Royal College of Obstetricians and Gynaecologists' (RCOG) OASI care bundle that is supported in UK practice by the Royal College of Midwives. The study involved the application of an intervention in 40,152 vaginal deliveries in Norway between 2003 and 2009. The intervention was manual support of the perineum at the end of the 2nd stage of labour.

The study found that the incidence of anal sphincter injury reduced from 4-5% to 1-2% during the study.

The study also found that:

- the incidence of perineal trauma reduced in both instrumental deliveries and spontaneous vaginal deliveries
- reduction in 4th degree tears was the most significant finding of the study
- intervention had no harmful effects on the newborn

there were variables regarding episiotomy rates, mode of delivery and parity in different participating hospitals during the study.

Evidence-based practice mark scheme

Evidence-based practice marking criteria – Obstetric anal sphincter injury (OASI)

Summarises the main findings from the article summary and draws conclusion, making recommendations for practice.

Recognises and makes reference to the importance of woman-centred care and maternal choice, regardless of national recommendations or available evidence.

Recognises the fact that Hana has had a previous ventouse birth and may feel anxious about this.

Informs Hana that the results of the study showed a reduction in anal sphincter injury in both instrumental and spontaneous vaginal births.

Recognises the fact that there were variables across the participating hospitals that could have impacted on the results of the study.

Acknowledges the date of publication and is aware that newer evidence may have been published since 2010.

TRAIN THE TRAINER WORKSHOP

- Oxford Brookes University
- University of Northampton
- Ulster University



PROGRAMME

- Blended learning approach
- Cost £150
- Three-to-four-hour preparatory work for completion
- OBU -Three-to-four-hour synchronous webinar face to face virtual using Microsoft Teams
- UON -Three hour online via Cisco WebEx
- UU - Seven hour online via Microsoft Teams

AIM OF THE TRAIN THE TRAINER WORKSHOPS

- Support a candidate to develop resilience during the journey of the Test of Competence from beginning to end
- Explore educational theory and the pedagogical principles of simulation-based education and debriefing
- Design an OSCE teaching session
- Explore evidence-based practice in the support of professional practice

DATES

Month	Oxford Brookes University	University of Northampton	Ulster University
June 2021	7 th / 11 th / 25 th	17 th	7 th / 8 th / 9 th / 10 th / 11 th
July 2021	28 th	15 th	28 th
August 2021	11 th	29 th	27 th
September 2021	22 nd	2 nd	28 th

Q&A session

Thank you

NMC Nursing &
Midwifery
Council

