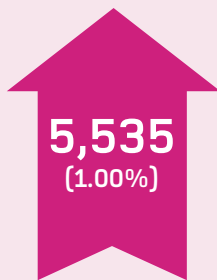


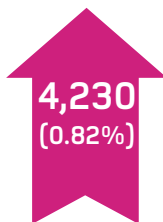

England

1 April – 30 September 2019



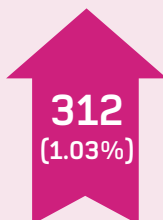
The number of **nurses, midwives and nursing associates** on our register in England grew from **551,438** in April to **556,973** in September.

In comparison, the number of professionals in England grew by 2,741 during the same period the previous year, April to September 2018.



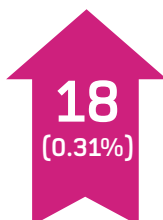

The number of **nurses** on our register in England grew from 514,750 in April to **518,980** in September.

From April to September 2018, the number of nurses grew by 2,454.



The number of **midwives** on our register in England increased from 30,329 in April to **30,641** in September.

From April to September 2018, the number of midwives increased by 458.



The number of **dual registrants** (people registered as both a nurse and midwife) in England grew from 5,881 in April to **5,899** in September.

From April to September 2018, the number of dual registrants fell by 171.



The number of **nursing associates** (a new role bridging the gap between registered nurses and health and care assistants in England) grew from 489 in April to **1,453** at the end of September.

Figure 1

Number of nurses, midwives and nursing associates* with a registered address in England.

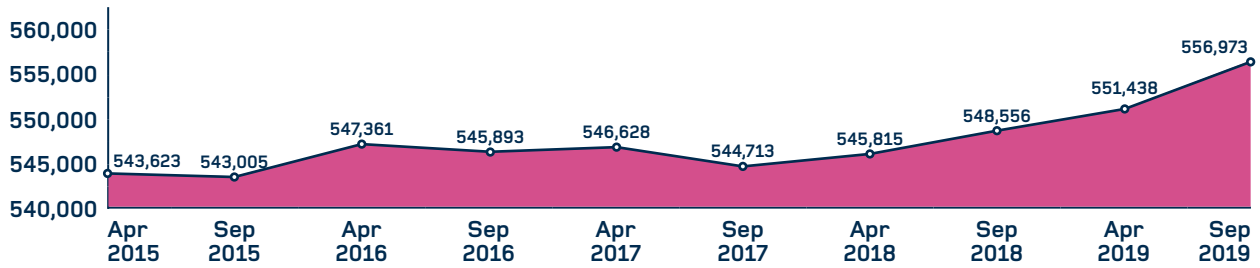


Figure 2

Number of nurses, midwives and nursing associates* joining the register for the first time with a registered address in England.

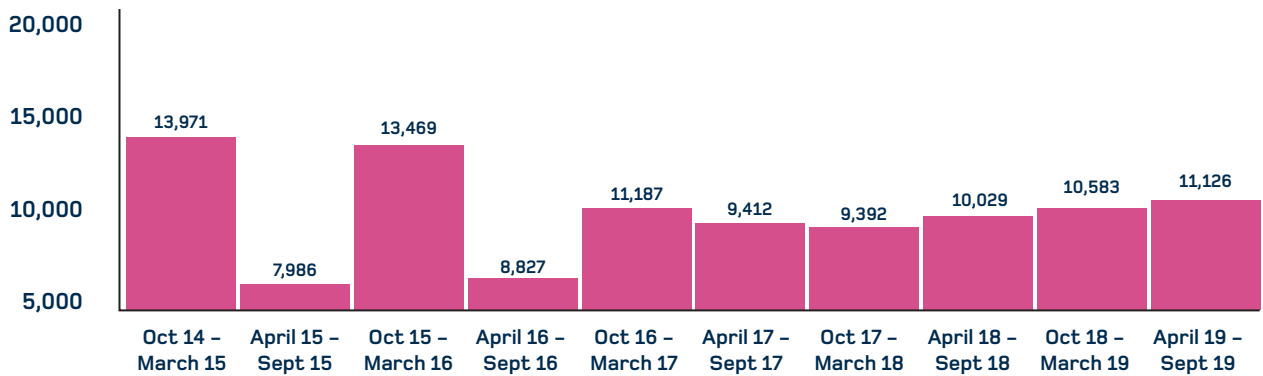
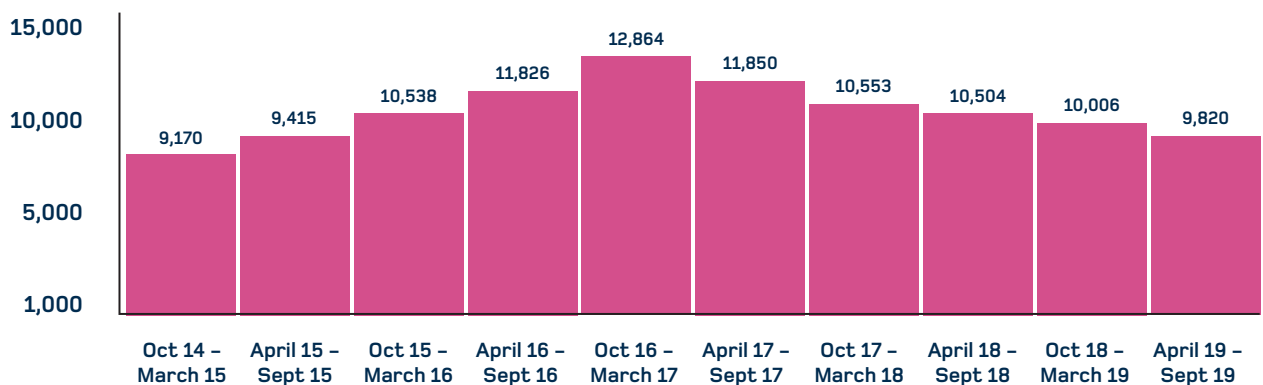


Figure 3

Number of nurses, midwives and nursing associates* leaving the register with a registered address in England.



* Nursing associates is a new professional role in England, introduced in January 2019.


The data in this report is based on the registered addresses of the professionals on our register.

Joiners' data doesn't include those re-joining the register having previously left. Also, the overall number on the register is from one point in time, whereas the joiners' and leavers' data are the sum of activity over six months. Therefore, these figures won't add up exactly.

These numbers don't include people who are already registered with us moving to England, or people returning to the register.


Northern Ireland

1 April – 30 September 2019




The number of **nurses and midwives** on our register in Northern Ireland fell slightly, from **24,811** in April to **24,768** in September.

In comparison, the number of professionals in Northern Ireland fell by 59 during the same period the previous year, April to September 2018.



The number of **nurses** on our register in Northern Ireland fell from 23,324 in April to **23,280** in September.

From April to September 2018, the number of nurses fell by 50.



The number of **midwives** on our register in Northern Ireland decreased from 1,193 in April to **1,185** in September.

From April to September, the number of midwives decrease by five.



The number of **dual registrants** (people registered as both a nurse and midwife) in Northern Ireland grew from 294 in April to **303** in September.

From April to September 2018, the number of dual registrants fell by four.



Figure 1

Number of nurses and midwives with a registered address in Northern Ireland.

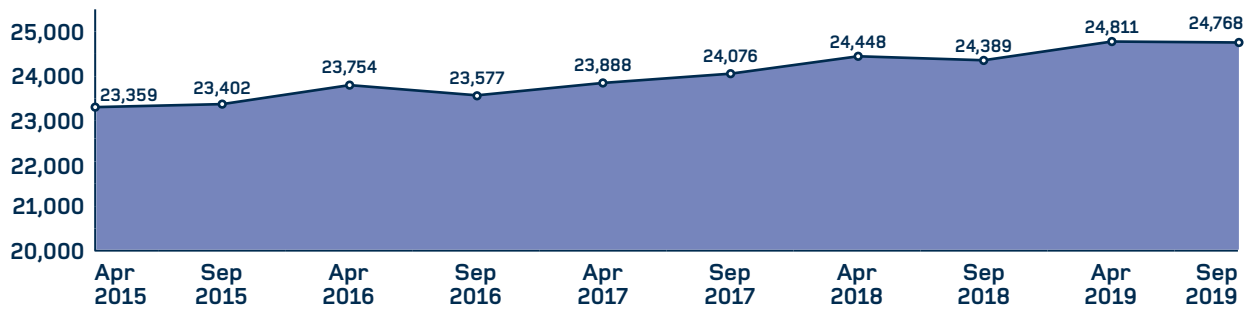


Figure 2

Number of nurses and midwives joining the register for the first time with a registered address in Northern Ireland.

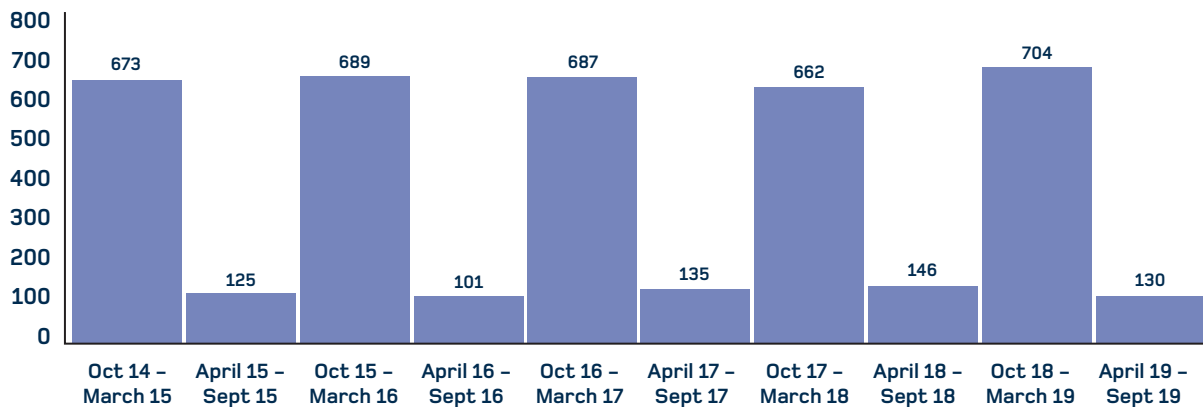
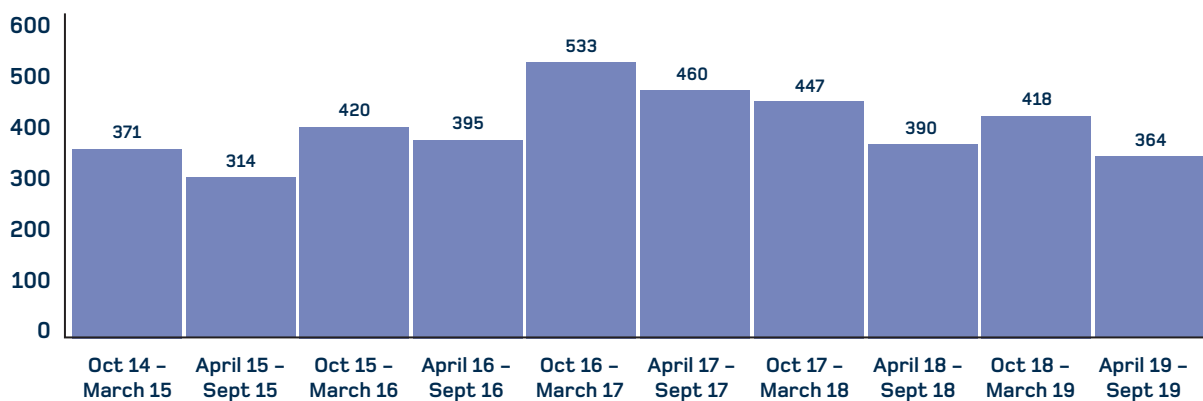


Figure 3

Number of nurses and midwives leaving the register with a registered address in Northern Ireland.



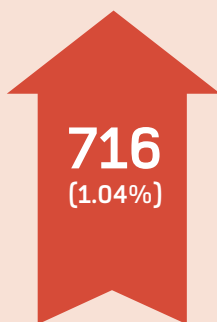
The data in this report is based on the registered addresses of the professionals on our register.

Joiners' data doesn't include those re-joining the register having previously left. Also, the overall number on the register is from one point in time, whereas the joiners' and leavers' data are the sum of activity over six months. Therefore, these figures won't add up exactly.

These numbers don't include people who are already registered with us moving to Northern Ireland, or people returning to the register.

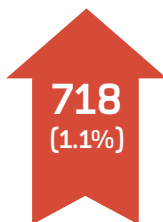
Scotland

1 April – 30 September 2019




The number of **nurses and midwives** on our register in Scotland grew from **69,047** in April to **69,763** in September.

In comparison, the number of professionals in Scotland grew by 40 during the same period as the previous year, April to September 2018.



The number of **nurses** on our register in Scotland grew from 65,303 in April to **66,021** in September.

From April to September 2018, the number of nurses fell by four.



The number of **midwives** on our register in Scotland grew slightly, from 3,319 to **3,321**.

From April to September 2018, the number of midwives grew by 74.



The number of **dual registrants** (people registered as both a nurse and midwife) in Scotland fell from 425 in April to **421** in September.

From April to September 2018, the number of dual registrants fell by 30.



Figure 1

Number of nurses and midwives with a registered address in Scotland.

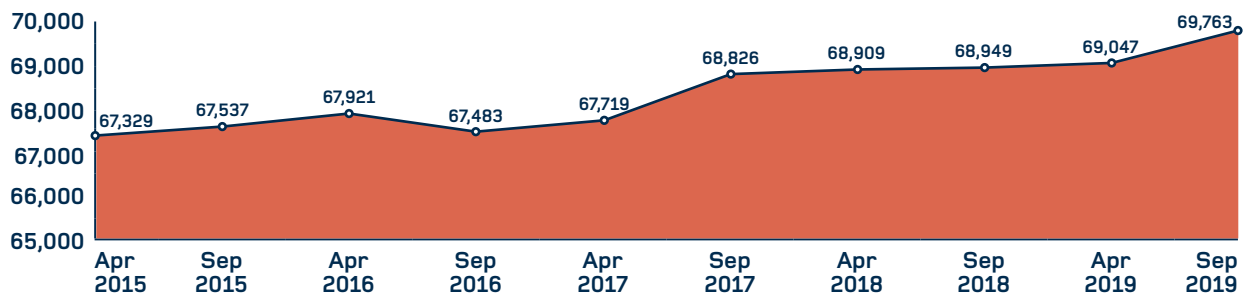


Figure 2

Number of nurses and midwives joining the register for the first time with a registered address in Scotland.

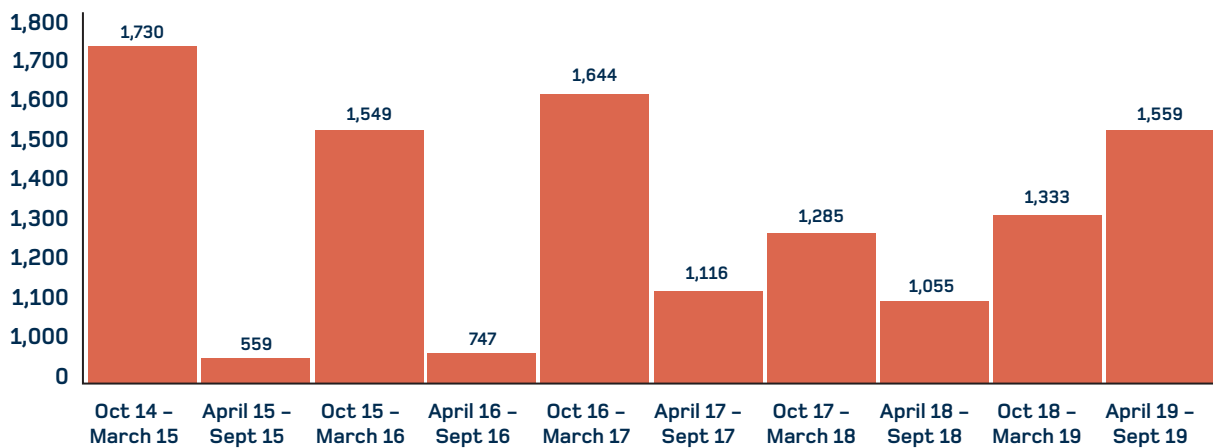
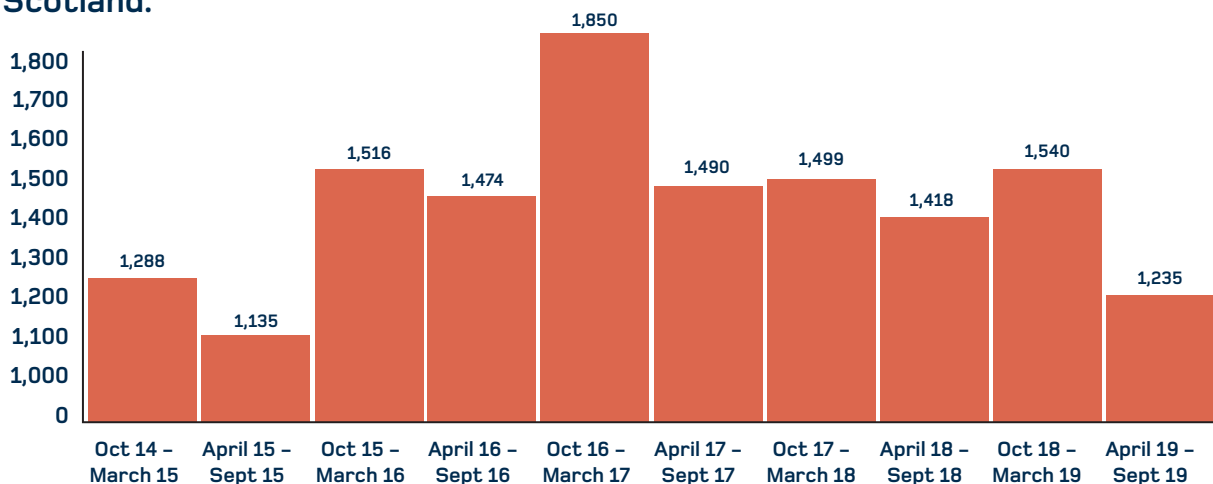


Figure 3

Number of nurses and midwives leaving the register with a registered address in Scotland.



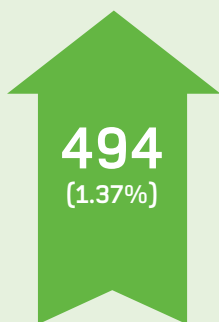
The data in this report is based on the registered addresses of the professionals on our register.

Joiners' data doesn't include those re-joining the register having previously left. Also, the overall number on the register is from one point in time, whereas the joiners' and leavers' data are the sum of activity over six months. Therefore, these figures won't add up exactly.

These numbers don't include people who are already registered with us moving to Scotland, or people returning to the register.

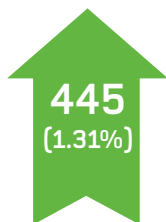
Wales

1 April – 30 September 2019



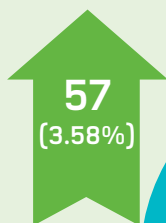
The number of **nurses and midwives** on our register in Wales grew from 36,001 in April to **36,495** in September.

In comparison, the number of professionals in Wales grew by 268 during the same period the previous year, April to September 2018.




The number of **nurses** on our register in Wales grew from 33,957 in April to **34,402** in September.

From April to September 2018, the number of nurses grew by 214.



The number of **midwives** on our register in Wales grew from 1,594 in April to **1,651** in September.

From April to September 2018, the number of midwives grew by 67.



The number of **dual registrants** (people registered as both a nurse and midwife) in Wales fell slightly, from 448 in April to **442** in September.

From April to September 2018, the number of dual registrants fell by 13.



Figure 1

Number of nurses and midwives with a registered address in Wales.

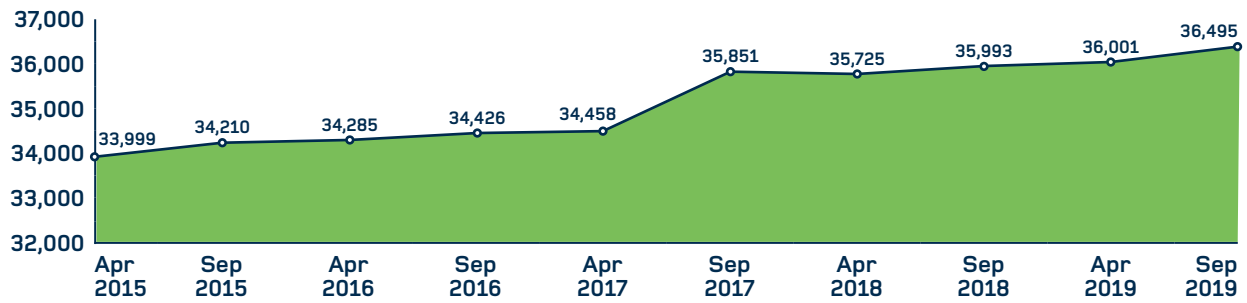


Figure 2

Number of nurses and midwives joining the register for the first time with a registered address in Wales.

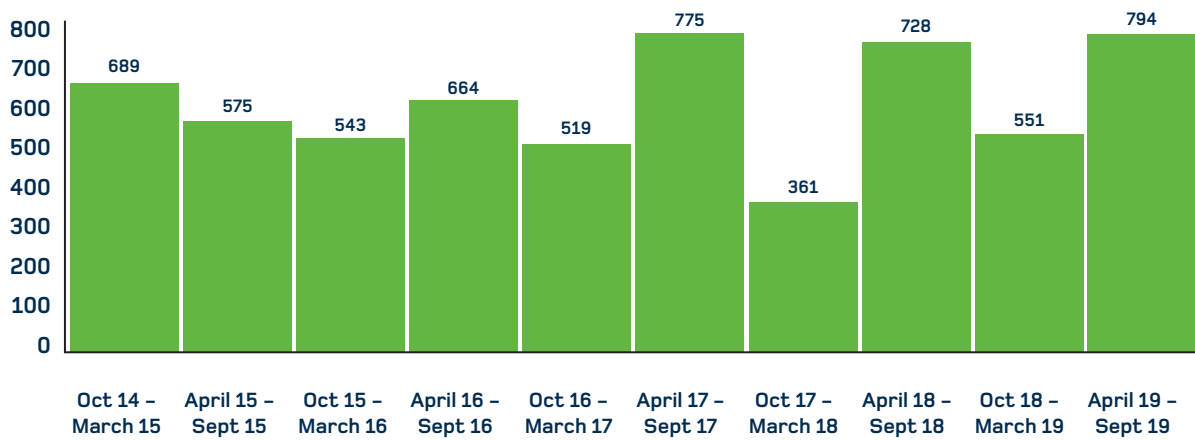
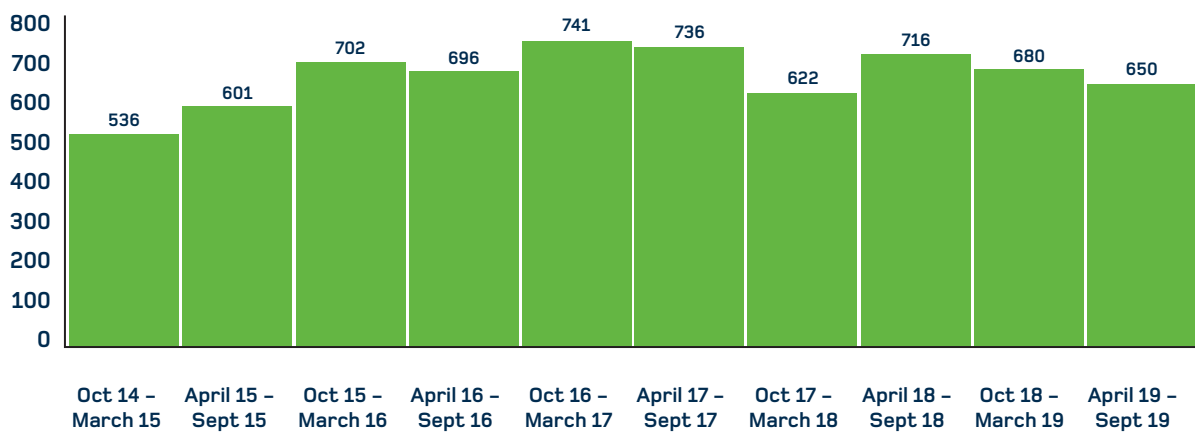


Figure 3

Number of nurses and midwives leaving the register with a registered address in Wales.



The data in this report is based on the registered addresses of the professionals on our register.

Joiners' data doesn't include those re-joining the register having previously left. Also, the overall number on the register is from one point in time, whereas the joiners' and leavers' data are the sum of activity over six months. Therefore, these figures won't add up exactly.

These numbers don't include people who are already registered with us moving to Wales, or people returning to the register.