

Figure 1

Number of nurses, midwives and nursing associates on the UK permanent register.

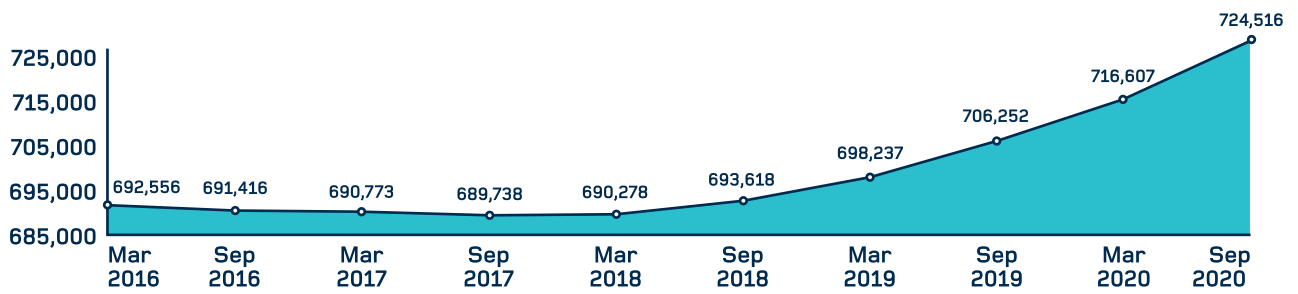
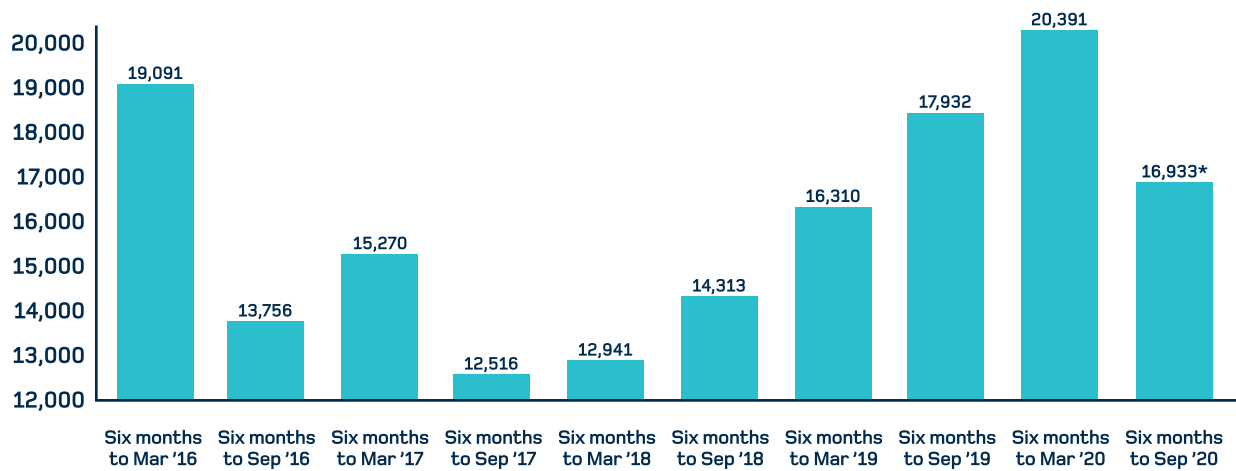


Figure 2

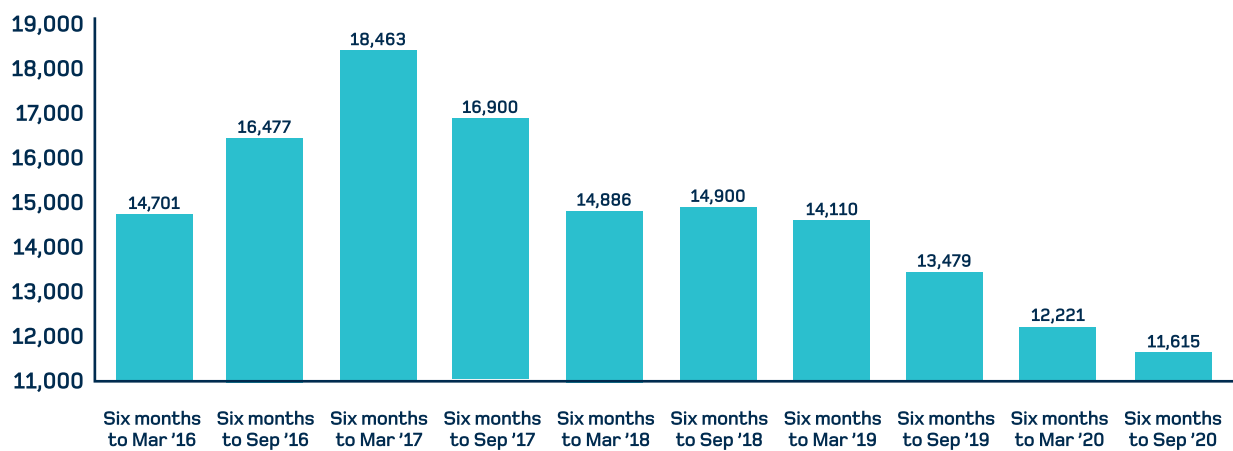
Number of nurses, midwives and nursing associates joining the UK permanent register for the first time.



* Of the 16,933 joiners in the six months to September 2020, 1,985 had been on the Covid-19 temporary register.

Figure 3

Number of nurses, midwives and nursing associates leaving the UK register.



Joiners' data doesn't include those re-joining the register having previously left. Also, the overall number on the register is from one point in time, whereas the joiners' and leavers' data are the sum of activity over six months. Therefore, these figures won't add up exactly.

In March 2020 we established a Covid-19 temporary register to support the UK's response to the coronavirus pandemic.

We invited nurses and midwives who had left our permanent register within the last five years to join. We also invited overseas applicants who had completed all parts of their NMC registration process except their OSCE (objective structured clinical examination).

The data below is taken at 30 September 2020 – the same as the data from our permanent register above in this report. For clarity, data from the Covid-19 temporary register is not included in figures 1–3 above.

Figure 4

Total people on the Covid-19 temporary register by registration type.

Role	30 September 2020
Nurse	11,867
Midwife	754
Nurse and midwife	135
Total	12,756

Between April and September, 1,985 people left the Covid-19 temporary register to join the permanent register.

Figure 5

Total people on the Covid-19 temporary register by country of initial registration.

Role	England	Northern Ireland	Scotland	Wales	EEA	Non-EEA	Total
Nurse	8,515	251	1,338	411	182	234	11,867
Midwife	614	16	72	19	29	2	754
Nurse and midwife	106	4	15	5	2	1	135
Total	9,235	271	1,425	435	213	237	12,756

Figure 6

Age profile of the Covid-19 temporary register.

Age	30 September 2020
21–30	706
31–40	1,414
41–50	1,384
51–55	1,042
56–60	3,095
61–65	3,392
66–70	1,661
71–75	54
Over 75	8

Figure 7

Gender profile of the Covid-19 temporary register.

Role	Female	Male
Nurse	9,817	1,428
Midwife	750	3
Nurse and midwife	135	0